


Technical --- Data Sheet

Protectapeel BoatShield



Apply At 250 Microns



PLEASE SCAN FOR CORRECT APPLICATION

PRODUCT DESCRIPTION

Protectapeel BoatShield is a temporary peelable protective coating designed to protect non-porous surfaces from damage caused by; abrasion, staining, spillage, weathering and scratching. The liquid applied coating dries to form a tough waterproof film that will protect surfaces such as; GRP, metals, stoved and cured paints. **DO NOT USE ON ACRYLIC SURFACES.**

Protection for up to 12 months: Apply at a minimum of 250 Microns

Protection for 18 - 24 months: Apply at a minimum of 500 Microns

SURFACE COMPATIBILITY

Protectapeel BoatShield will protect the following surfaces

| Internal | External | Glass | Aluminium | Mild Steel | Acrylic | PVCu | Painted Aluminium | Wood/ Timber | Polished Concrete |
|----------|----------|-------|-----------|------------|---------|------|-------------------|--------------|-------------------|
| ✓ | ✓ | ✓ | ✓ | ✗ | ✗ | ✓ | ✓ | ✗ | ✓ |

PRODUCT ADHESION

Protectapeel BoatShield dries to form a tough, air-tight bond with the surface that does not lose adhesion throughout protection.



PRODUCT LIMITATIONS

Protectapeel BoatShield has the following limitations:

- ✗ Do not use on wooden window frames or doors
- ✗ Do not apply during rainfall or if rain is expected in the next 24 hours
- ✗ Do not apply if the temperature is below freezing
- ✗ Do not apply if the surface has a temperature of over 40°C

SPRAYLAT CANNOT BE HELD LIABLE FOR DAMAGES ON SURFACES PROTECTED WITH PROTECTAPEEL BOATSHIELD

FAST APPLICATION

DURABLE PROTECTION

PPE

We recommend the following PPE when applying Protectapeel BoatShield



PACKAGING SPECIFICATION

Protectapeel BoatShield is sold as standard in 15 kilo containers, theoretically covering 5m² per kilo, at a wet film thickness of 250 microns.

A standard pallet of Protectapeel BoatShield is 44 x 15 kilo containers.

Sizes Available: 15kg, 200kg, 1000kg IBC



APPLICATION TIME

Protectapeel is easily and quickly applied to flat, shaped and curved surfaces, covering approximately 3m² per minute using a Graco 390 airless spray gun.

STORAGE

Store at temperatures between 5°C - 25°C. DO NOT ALLOW PRODUCT TO FREEZE

SHELF LIFE

Shelf life is 24 months.

EASY REMOVAL

RESOURCES SAVED

PRODUCT SPECIFICATIONS

Protectapeel BoatShield is blue as standard but is also available in clear or a pigmented colour upon request.

Tensile Strength: >5 MPa

Elongation: >1000%

Adhesion: < 1.0 MPa

Viscosity: 18,000 ± 2,000 cP @ 20°C

Flash Point: N/A

Density: 1.09 kg l⁻¹

Solids Content: 45 ± 2 %

pH: 7-8

Maximum level of VOC released over 11 days = 53.22 g/L.

Average daily VOC evaporation rate 4.84 g/l.*


*Average VOC release rate calculated over 11 days. Negligible/ undetectable levels of VOC released after 11 days. Calculated on product stored at 20°C with minimal air movement.

FLAMMABILITY

Protectapeel BoatShield is non-toxic and non-flammable in the wet state. The dry film waste may be disposed of as low hazard. Refer to the Safety Data Sheet (SDS).

PRE-APPLICATION

Always apply Protectapeel to a small test area first to confirm the substrate's suitability. Ensure all substrates are included in the test, making sure the product is applied at the correct minimum wet film thickness, using the gauge provided. Allow the product to dry for 48 hours, then check that Protectapeel peels away cleanly from each surface.



FAST APPLICATION


DURABLE PROTECTION

APPLICATION

Protectapeel is applied using an airless spray gun (such as a Graco 390) using a 17 thou tip size. ALWAYS STIR THE PRODUCT BEFORE USE.


Before you start spraying, make sure to mask off anything you don't want to coat with Protectapeel — things like keyholes, channels (including brushes or wool pile on sliding doors), brickwork, plaster, and timber (whether it's painted, varnished, or bare). Basically, if it's porous, mask it!

When you're ready, start by spraying in a horizontal motion, keeping your wrist straight and releasing the trigger at the end of each pass. Once you've covered the surface, switch to a vertical spray to create a nice even "box coat" effect. Keep a steady, consistent speed as you go for the best finish.



CURING TIME

A WFT of 250 Microns will be tack free in approximately 120 minutes at room temperature. Force drying may be used by using moving air and increasing the surface temperature to a maximum of 50°C.



EASY REMOVAL

RESOURCES SAVED

EASE OF REPAIR

If the protective coating rips, repair by lifting the ripped patch and apply a fresh coat to the underside and reseal. Alternatively, cut away the damaged area and apply a fresh coat.



REMOVAL

The dry film can be easily removed either by hand peeling or by pressure hose. Do not remove in freezing conditions as the coating may be brittle.



CLEANING INSTRUCTIONS

Clean equipment with water immediately after use.



FAST APPLICATION

DURABLE PROTECTION



Do's & Don'ts

- ✓ Always do a test patch
- ✓ Use correct PPE
- ✓ Mix before use
- ✓ Use the correct tip size
- ✓ Store in a cool/dry place
- ✓ Use wet film gauge to measure - 250 Microns
- ✓ Mask all areas you do not want protected
- ✓ Always seal the tub when not in use
- ✗ Do not allow product to freeze
- ✗ Do not apply in rainfall
- ✗ Do not consume or get in eyes
- ✗ Do not mix with other products
- ✗ Do not apply to porous surfaces

More Information —
Get In Touch



ENQUIRIES@SPRAYLAT.CO.UK

+44(0)1536 408 409

WWW.PROTECTAPEEL.COM